

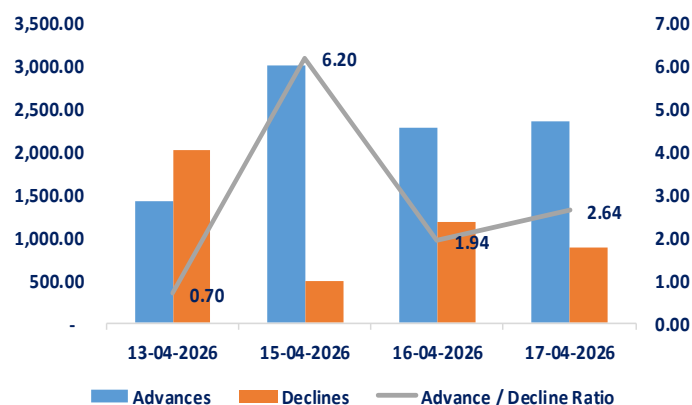
Date	Nifty	Sensex	Gold \$*	Silver \$*
10-04-2026	24,050.60	77,550.25	4,757.25	75.53
17-04-2026	24,353.55	78,493.54	4,787.35	79.34
Weekly Price % Change	1.26%	1.22%	0.63%	5.04%

* Prices as of 4:15 PM - 17th April 2026

Volume Shockers (17/04/2026)

NSE Symbol	Volume	LTP	% Change
SCI	99841247	306.00	5.91
MMTC	97335379	68.50	10.64
IRCON	41386338	154.60	8.59
GSPL	31566531	273.02	8.22
NAVA	25538670	693.70	10.73
BAJAJCON	20070224	474.00	10.52
WAAREERTL	17146799	1121.95	5.81
VSTIND	15797199	264.48	9.50
BHARATWIRE	13667724	221.96	20.00
KOLTEPATIL	5308238	361.95	4.58

Weekly Advances/Declines



Top Gainers/Losers

NIFTY

Company Name	Close(17-04-2026)	Close(10-04-2026)	% Gains	Company Name	Close(17-04-2026)	Close(10-04-2026)	% Loss
ADANI PORTS	1572.40	1474.10	6.67%	EICHERMOT	7172.00	7415.50	-3.28%
ADANI ENT	2224.00	2087.20	6.55%	M&M	3202.00	3266.00	-1.96%
POWERGRID	318.15	301.60	5.49%	MARUTI	13474.00	13689.00	-1.57%
MAXHEALTH	1008.00	957.00	5.33%	BAJFINANCE	909.00	922.00	-1.41%
TMPV	361.00	343.00	5.25%	HDFCBANK	800.00	810.10	-1.25%

NIFTY Mid-Cap

Company Name	Close(17-04-2026)	Close(10-04-2026)	% Gains	Company Name	Close(17-04-2026)	Close(10-04-2026)	% Loss
SUZLON	53.35	45.59	17.0%	INDUSTOWER	412.35	437.1	-5.7%
BHEL	316.21	283.79	11.4%	HEROMOTOCO	5232	5,456.50	-4.1%
NHPC	84.26	77.14	9.2%	ASHOKLEY	174.7	177.99	-1.8%
COLPAL	2108	1,938.80	8.7%	SUPREMEIND	3731	3,801.00	-1.8%
BSE	3538.1	3,279.80	7.9%	MARICO	757	763	-0.8%

NIFTY Small-Cap

Company Name	Close(17-04-2026)	Close(10-04-2026)	% Gains	Company Name	Close(17-04-2026)	Close(10-04-2026)	% Loss
PGEL	561.75	487	15.3%	PIRAMALFIN	1,676.90	1,745.00	-3.9%
ANGELONE	322.60	281.2	14.7%	SAILIFE	970.20	1003	-3.3%
RPOWER	28.58	25.29	13.0%	KARURVYSYA	277.50	282.7	-1.8%
INOXWIND	98.20	87	12.9%	RBLBANK	316.55	321	-1.4%
WELCORP	1,077.50	955.45	12.8%	DELHIVERY	463.15	469.35	-1.3%

NIFTY Sectoral Indices

Sectoral Indices	Close(17-04-2026)	Close(10-04-2026)	% Gains	Sectoral Indices	Close(17-04-2026)	Close(10-04-2026)	% Loss
NIFTY CONSUMER DURABLES	38,029.90	36,464.15	4.29%	NIFTY AUTO	26,435.00	26,640.90	-0.77%
NIFTY METAL	12,880.00	12,356.40	4.24%				
NIFTY MIDSMALL FINANCIAL SERVICES	21,265.15	20,414.95	4.16%				
NIFTY MEDIA	1,416.60	1,365.20	3.77%				
NIFTY REALTY	786.90	759.25	3.64%				

Weekly Pivot Table

Sr.no	Indices	Close(17-04-2026)	R2	R1	PP	S1	S2
1	NIFTY50	24,353.55	24,948.72	24,526.04	24,103.37	23,680.69	23,258.02
2	NIFTY NEXT 50	70,273.80	73,554.23	71,162.01	68,769.78	66,377.56	63,985.33
3	NIFTY BANK	56,565.70	58,396.77	57,157.74	55,918.72	54,679.69	53,440.67
4	NIFTY FINANCIAL SERVICES	26,521.25	27,449.58	26,852.41	26,255.23	25,658.06	25,060.88
5	NIFTY MIDCAP SELECT	13,838.85	14,394.05	13,987.80	13,581.55	13,175.30	12,769.05
6	SENSEX	78,493.54	80,559.39	79,128.39	77,697.39	76,266.39	74,835.39



Major Events of the Week

- **India:** The annual inflation rate in India rose to 3.4% in March of 2026, marking the largest inflation rate in over one year. Food inflation surged to 3.87%. Meanwhile, inflation inched higher for restaurants and accommodation and prices were unchanged for transportation, despite surges in wholesale global energy prices.
- **UK:** UK retail sales grew 3.1% YoY in March 2026, the fastest pace since April 2025, driven largely by an early Easter boost. Food sales rose strongly by 6.8%, while non-food sales saw modest growth of 0.9%, partly impacted by uncertainty around international travel amid the West Asia situation, which weighed on demand for travel-related goods.
- **China:** China's trade surplus narrowed to \$51.13 billion in March 2026. Export growth slowed sharply to 2.5%, due to seasonal factors. Meanwhile, imports soared 27.8% yoy, the steepest rise since November 2021. This surge reflects China's push to secure resources amid supply chain disruptions and elevated costs tied to the Iran conflict.
- **India's WPI:** India's wholesale food prices rose 1.85% yoy in March 2026. With prices of food articles continuing to increase. While the wholesale fuel prices increased 1.05% yoy in March 2026, marking the first rise in a year. Prices rebounded for both high-speed diesel and petrol, reflecting the impact of the West Asia conflict.
- **India's Balance of Trade:** India's trade deficit shrank to \$20.67 billion in March 2026 as exports rose to \$38.92 billion, while imports fell to \$59.59 billion. However, the outlook remains uncertain due to escalating geopolitical tensions in West Asia.
- **India's Unemployment:** India's unemployment rate increased to 5.1% in March 2026, the highest since October 2025. This was driven by higher joblessness in both urban and rural regions and in both male and female. Meanwhile, the labour force participation rate fell to 55.4% from 55.9%, signalling a slight weakening in overall labour market conditions.
- **China:** China's economy expanded 5.0% yoy in Q1 2026, supported largely by resilient export performance. However, industrial output rose more than expected, but retail sales growth missed estimates and exports slowed sharply in the month while imports surged.

Weekly Global Economic Calendar

Weekly Global Economic Calendar (20th April 2026 to 24th April 2026)



MON APRIL 20

-  **INDIA** : 05:00 PM; Infrastructure Output YoY MAR
-  **CHINA** : 06:45 AM; Loan Prime Rate 1Y/5Y APR

TUE APRIL 21

-  **JAPAN** : 05:20 AM; Balance of Trade MAR
05:20 AM; Exports/Imports YoY MAR
-  **US** : 06:00 PM; Retail Sales MAR
07:30 PM; Pending Home Sales MAR
-  **UK** : 11:30 AM; Unemployment Rate FEB


WED APRIL 22

-  **US** : 02:00 AM; API Crude Oil Stock Change APR/17
08:00 PM; EIA Crude Oil/Gasoline Stocks
Change APR/17
-  **UK** : 11:30 AM; Inflation Rate YoY MAR

THU APRIL 23

-  **INDIA** : 10:30 AM; HSBC Composite/Manufacturing/
Services PMI Flash APR
-  **JAPAN** : 06:00 AM; S&P Global Manufacturing/Services
/Composite PMI Flash APR
-  **US** : 06:00 PM; Initial Jobless Claims APR/18
07:15 PM; S&P Global
Manufacturing/Services/Composite PMI Flash
APR
-  **UK** : 02:00 PM; S&P Global
Manufacturing/Services/Composite PMI Flash
APR

FRI APRIL 24

-  **INDIA** : 05:00 PM; Bank Loan/Deposit Growth YoY APR/03
05:00 PM; Foreign Exchange Reserves APR/17
-  **JAPAN** : 05:00 AM; Inflation Rate YoY MAR
-  **UK** : 11:30 AM; Retail Sales MAR

Timings in IST Disclaimer: The above mentioned data/ information have ensured the high quality and accuracy of the content of the SSL Global Economic Calendar. Users may carry out due diligence before using any data/information herein, Stockholding Services Ltd (SSL) will not be responsible for any discrepancies/disputes arising out of such use.

